




MAX1100H330


FOAM CONFIGURATION




MAX



+



+



=



BASE FOAM

1 x 10 mm / 1 x 0.39 inch

CUBED FOAM

5 x 55 mm / 5 x 2.16 inch

CONVOLUTED FOAM


1 x 45 mm / 1 x 1.77 inch

1100H330

S / HDS




CUBED FOAM **TUTORIAL**



BUSINESS **SOLUTIONS**



CUSTOM FOAM **INLAY**



S & HDS VIDEO



NEW **MAX1100H330**